

rimini straight tube on tube radiator

bottom connections - load bearing wall required

SINGLE WHITE

SIZE		TUBES	OUTPUT		STOCK CODE	PRICE
HEIGHT	WIDTH		WATT	BTU	SINGLE WHITE	
1800	300	10	614	2095	RSW18H10T	250.00
1800	400	14	860	2934	RSW18H14T	300.00
1800	500	18	1105	3770	RSW18H18T	350.00

SINGLE CHROME

SIZE		TUBES	OUTPUT		STOCK CODE	PRICE
HEIGHT	WIDTH		WATT	BTU	SINGLE CHROME	
1800	300	10	491	1675	RSC18H10T	400.00
1800	400	14	688	2347	RSC18H14T	550.00
1800	500	18	884	3016	RSC18H18T	700.00

DOUBLE WHITE

SIZE		TUBES	OUTPUT		STOCK CODE	PRICE
HEIGHT	WIDTH		WATT	BTU	DOUBLE WHITE	
1000	400	14	776	2648	RDW10H14T	250.00
1000	500	18	998	3405	RDW10H18T	300.00
1000	600	22	1220	4163	RDW10H22T	400.00
1200	300	10	661	2255	RDW12H10T	300.00
1200	400	14	925	3156	RDW12H14T	350.00
1200	500	18	1190	4060	RDW12H18T	450.00
1200	600	22	1454	4961	RDW12H22T	550.00
1400	300	10	766	2614	RDW14H10T	350.00
1400	400	14	1072	3658	RDW14H14T	400.00
1400	500	18	1378	4702	RDW14H18T	500.00
1400	600	22	1684	5746	RDW14H22T	600.00
1800	300	10	951	3245	RDW18H10T	350.00
1800	400	14	1331	4541	RDW18H14T	450.00
1800	500	18	1712	5841	RDW18H18T	550.00
1800	600	22	2092	7138	RDW18H22T	650.00

RIMINI INFORMATION

EN442 OUTPUTS $\Delta T50C$
 CORRECTION FACTOR TO $\Delta T60C = 1.2675$
 APOLLO RAL COLOURS - ADD 35%
 ALL PRICES SUBJECT TO VAT

DIMENSIONS - VERTICAL

Size nominal: Actual width = (No. tubes x 28mm)

	SINGLE	DOUBLE
Back wall to front of rad	86mm	86mm
Back wall to pipe centres	55mm	55mm
Distance between tappings	(No. tubes x 28mm)	

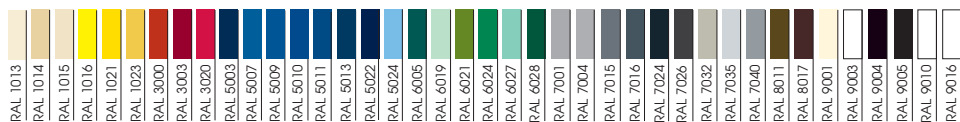
N.B. The rimini radiator can also be mounted horizontally, in white or chrome (not colours) (Please specify as a different bracket set is required)

DIMENSIONS - HORIZONTAL

Size nominal: Actual height = (No. tubes x 28mm)

	SINGLE	DOUBLE
Back wall to front of rad	101mm	112mm
Back wall to pipe centres	70mm	81mm
Distance between tappings	Width of Rad Less 50mm	

colours: for more information see page 49



rimini wave tube on tube radiator

bottom connections - load bearing wall required

SINGLE WHITE

SIZE		TUBES	OUTPUT		STOCK CODE	PRICE
HEIGHT	WIDTH		WATT	BTU	SINGLE WHITE	
1800	300	10	614	2095	RWW18H10T	375.00
1800	400	14	860	2934	RWW18H14T	450.00
1800	500	18	1105	3770	RWW18H18T	525.00

SINGLE CHROME

SIZE		TUBES	OUTPUT		STOCK CODE	PRICE
HEIGHT	WIDTH		WATT	BTU	SINGLE CHROME	
1800	300	10	491	1675	RWC18H10T	600.00
1800	400	14	688	2347	RWC18H14T	775.00
1800	500	18	884	3016	RWC18H18T	1050.00



DIMENSIONS - VERTICAL

Size nominal: Actual width = (No. tubes x 28mm)

Back wall to front of rad	125mm max.
Back wall to pipe centres	55mm
Distance between tappings	(No. tubes x 28mm)

N.B. The rimini radiator can also be mounted horizontally, in white or chrome (not colours)
(Please specify as a different bracket set is required)

DIMENSIONS - HORIZONTAL

Size nominal: Actual height = (No. tubes x 28mm)

Back wall to front of rad	140mm max.
Back wall to pipe centres	70mm
Distance between tappings	Width of Rad Less 50mm

RIMINI INFORMATION

EN442 OUTPUTS $\Delta T50C$

CORRECTION FACTOR TO $\Delta T60C = 1.2675$

APOLLO RAL COLOURS - ADD 35%

ALL PRICES SUBJECT TO VAT


complementary products



trieste



pavia



venezia

compatible valves: for more information see page 72



LWV15A



LCV15A



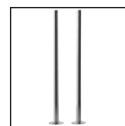
LCV15S



LCTR15A



CCVC



TFPK

colours: for more information see page 49

