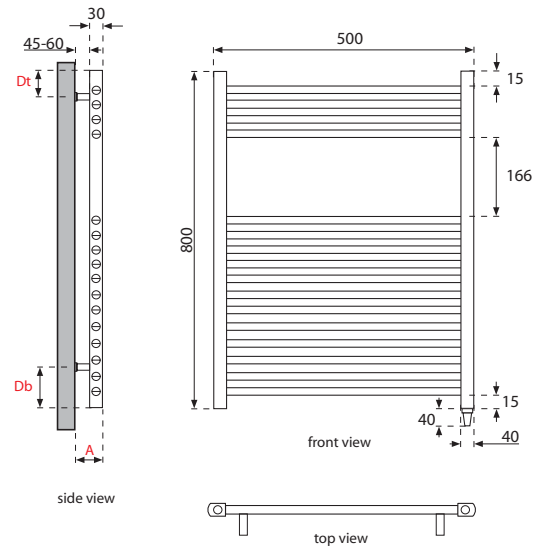
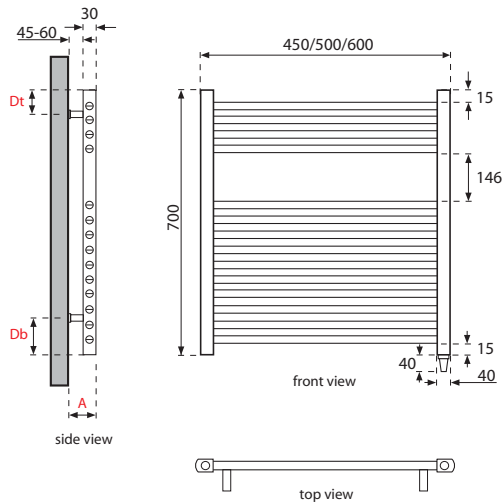


# APOLLO torino sealed electric straight multirail technical specification



## TORINO STRAIGHT DIMENSIONS (mm)

Height of radiator 700, 800			450	500	600
Width of radiator			450	500	600
Upright tube dimensions			30 x 40	30 x 40	30 x 40
Cross tube diameter			22	22	22
Wall to front of rad		(A)	85 - 100	85 - 100	85 - 100
Wall to pipe centres	Side entry		N/A	N/A	N/A
	Bottom entry	(B)	N/A	N/A	N/A
Distance between tappings	Side entry		N/A	N/A	N/A
	Bottom entry	(C)	N/A	N/A	N/A
Pipe centres	Side entry		N/A	N/A	N/A
	Bottom entry	(C)	N/A	N/A	N/A
Bracket position	Top	(Dt)	90	90	90
	Bottom	(Db)	90	90	90

## TORINO STRAIGHT 700 HIGH WEIGHTS AND VOLUMES

Model width mm	450	500	600
Dry weight (A) Kg	5.50	5.90	6.60
Water content (B) Litres	3.10	3.30	3.80
Working weight (A+B) Kg	8.60	9.20	10.40
White outputs: Watts $\Delta T=50k$	200	200	200
Chrome outputs: Watts $\Delta T=50k$	200	200	200

## TORINO STRAIGHT 800 HIGH WEIGHTS AND VOLUMES

Model height mm	500
Dry weight (A) Kg	6.60
Water content (B) Litres	3.80
Working weight (A+B) Kg	10.40
White outputs: Watts $\Delta T=50k$	N/A
Chrome outputs: Watts $\Delta T=50k$	200

## ADDITIONAL INFORMATION

Material		Mild steel
Steel tube measurements		See dimensions table
Steel thickness	Upright	1.5mm
	Cross tubes	1.2mm
Maximum working pressure		2 bar/200 kPa
Testing pressure		12 bar/1200 kPa
Maximum working temperature		70°C
Configuration	700 high	2 banks/14 tubes (4 + 10)
	800 high	2 banks/16 tubes (4 + 12)

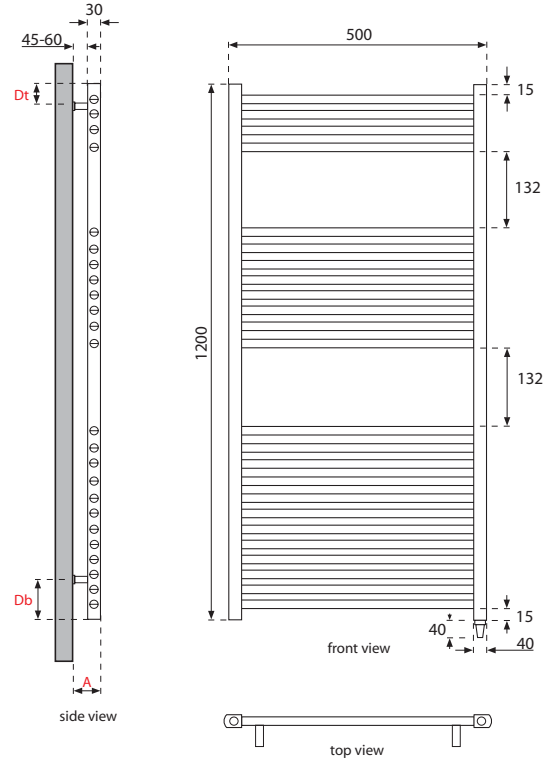
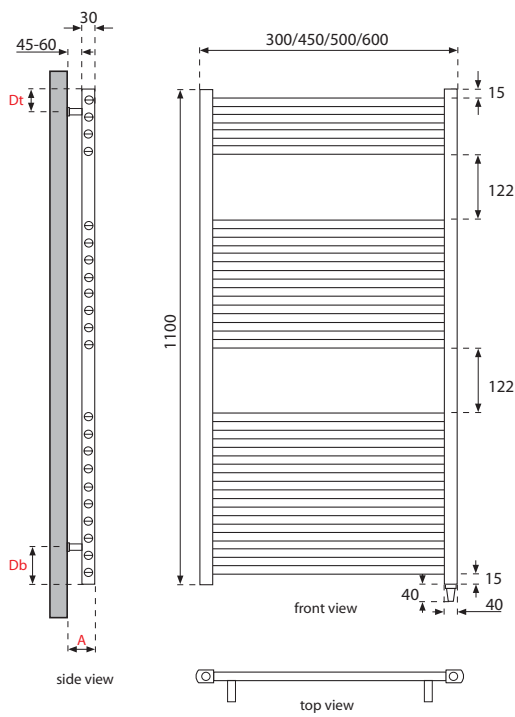
## TEMPERATURE

FACTORS FOR DIFFERENCES BETWEEN MEAN WATER TEMPERATURE AND ROOM TEMPERATURE IN °C AND °F OTHER THAN 50 °C (90 °F)

5 °C	0.050	10 °F	0.057
10 °C	0.123	20 °F	0.142
15 °C	0.209	30 °F	0.240
20 °C	0.304	40 °F	0.348
25 °C	0.406	50 °F	0.466
30 °C	0.515	60 °F	0.590
35 °C	0.629	70 °F	0.721
40 °C	0.748	80 °F	0.858
45 °C	0.872	90 °F	1.000
50 °C	1.000	100 °F	1.147
55 °C	1.132	110 °F	1.298
60 °C	1.267	120 °F	1.454
65 °C	1.406	130 °F	1.613
70 °C	1.549	140 °F	1.776
75 °C	1.694		

TO APPLY THE FACTORS SHOWN IN THE TABLE TO OUR QUOTED OUTPUTS, MULTIPLY THE QUOTED OUTPUT BY THE CHOSEN OPERATING FACTOR TO GIVE THE OUTPUT

# APOLLO torino sealed electric straight multirail technical specification



## TORINO STRAIGHT DIMENSIONS (mm)

Height of radiator 1100, 1200			300	450	500	600
Width of radiator			300	450	500	600
Upright tube dimensions			30 x 40	30 x 40	30 x 40	30 x 40
Cross tube diameter			22	22	22	22
Wall to front of rad		(A)	85 - 100	85 - 100	85 - 100	85 - 100
Wall to pipe centres	Side entry		N/A	N/A	N/A	N/A
	Bottom entry	(B)	N/A	N/A	N/A	N/A
Distance between tappings	Side entry		N/A	N/A	N/A	N/A
	Bottom entry	(C)	N/A	N/A	N/A	N/A
Pipe centres	Side entry		N/A	N/A	N/A	N/A
	Bottom entry	(C)	N/A	N/A	N/A	N/A
Bracket position	Top	(Dt)	90	90	90	90
	Bottom	(Db)	90	90	90	90

## TORINO STRAIGHT 1100 HIGH WEIGHTS AND VOLUMES

Model height mm	300	450	500	600
Dry weight (A) Kg	6.30	8.30	8.90	10.00
Water content (B) Litres	3.80	4.80	5.20	5.90
Working weight (A+B) Kg	10.10	13.10	14.10	15.90
White outputs: Watts ΔT=50k	N/A	300	300	300
Chrome outputs: Watts ΔT=50k	200	200	300	300

## TORINO STRAIGHT 1200 HIGH WEIGHTS AND VOLUMES

Model height mm	500
Dry weight (A) Kg	9.60
Water content (B) Litres	5.70
Working weight (A+B) Kg	15.30
White outputs: Watts ΔT=50k	N/A
Chrome outputs: Watts ΔT=50k	300

## ADDITIONAL INFORMATION

Material		Mild steel
Steel tube measurements		See dimensions table
Steel thickness	Upright	1.5mm
	Cross tubes	1.2mm
Maximum working pressure		2 bar/200 kPa
Testing pressure		12 bar/1200 kPa
Maximum working temperature		70°C
Configuration	1100 high	3 banks/22 tubes (4 + 8 + 10)
	1200 high	3 banks/24 tubes (4 + 8 + 12)

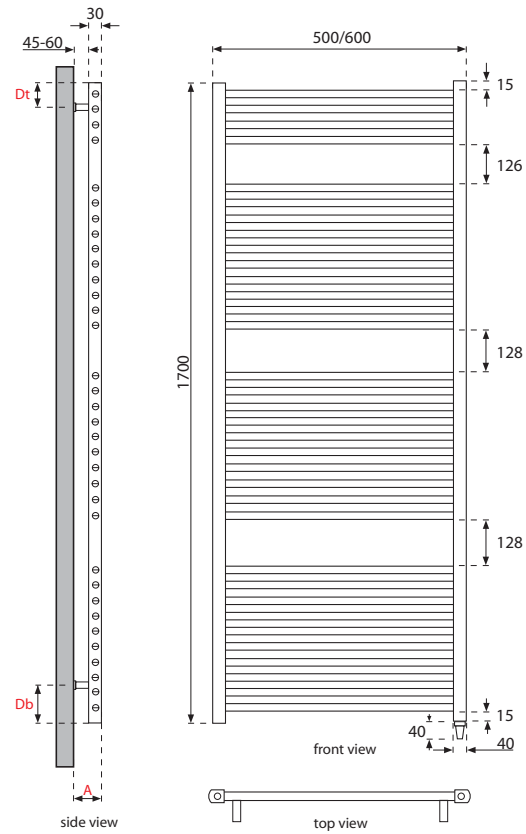
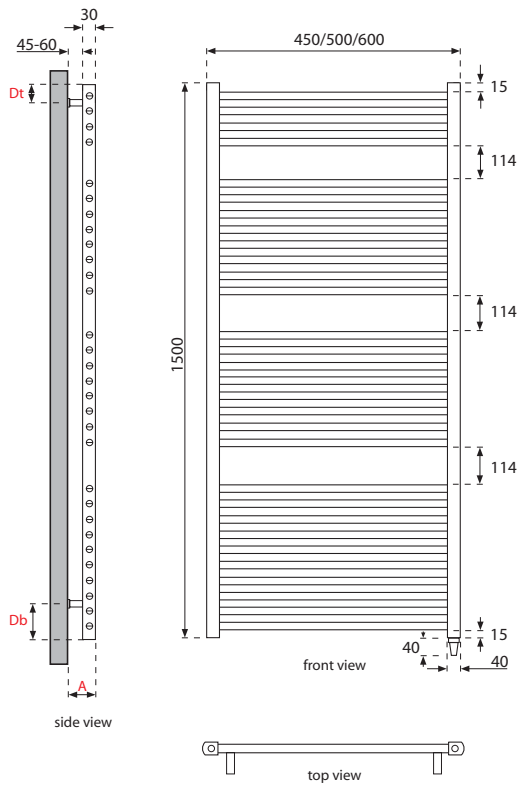
## TEMPERATURE

FACTORS FOR DIFFERENCES BETWEEN MEAN WATER TEMPERATURE AND ROOM TEMPERATURE IN °C AND °F OTHER THAN 50 °C (90 °F)

5 °C	0.050	10 °F	0.057
10 °C	0.123	20 °F	0.142
15 °C	0.209	30 °F	0.240
20 °C	0.304	40 °F	0.348
25 °C	0.406	50 °F	0.466
30 °C	0.515	60 °F	0.590
35 °C	0.629	70 °F	0.721
40 °C	0.748	80 °F	0.858
45 °C	0.872	90 °F	1.000
50 °C	1.000	100 °F	1.147
55 °C	1.132	110 °F	1.298
60 °C	1.267	120 °F	1.454
65 °C	1.406	130 °F	1.613
70 °C	1.549	140 °F	1.776
75 °C	1.694		

TO APPLY THE FACTORS SHOWN IN THE TABLE TO OUR QUOTED OUTPUTS. MULTIPLY THE QUOTED OUTPUT BY THE CHOSEN OPERATING FACTOR TO GIVE THE OUTPUT

# APOLLO torino sealed electric straight multirail technical specification



## TORINO STRAIGHT DIMENSIONS (mm)

Height of radiator 1500, 1700		450	500	600
Width of radiator		450	500	600
Upright tube dimensions		30 x 40	30 x 40	30 x 40
Cross tube diameter		22	22	22
Wall to front of rad	(A)	85 - 100	85 - 100	85 - 100
Wall to pipe centres	Side entry	N/A	N/A	N/A
	Bottom entry	(B)	N/A	N/A
Distance between tappings	Side entry	N/A	N/A	N/A
	Bottom entry	(C)	N/A	N/A
Pipe centres	Side entry	N/A	N/A	N/A
	Bottom entry	(C)	N/A	N/A
Bracket position	Top	(Dt)	90	90
	Bottom	(Db)	90	90

## TORINO STRAIGHT 1500 HIGH WEIGHTS AND VOLUMES

Model width mm	450	500	600
Dry weight (A) Kg	11.10	11.90	13.50
Water content (B) Litres	6.60	7.10	8.00
Working weight (A+B) Kg	17.70	19.00	21.50
White outputs: Watts $\Delta T=50k$	450	450	450
Chrome outputs: Watts $\Delta T=50k$	300	450	450

## TORINO STRAIGHT 1700 HIGH WEIGHTS AND VOLUMES

Model height mm	500	600
Dry weight (A) Kg	13.50	15.30
Water content (B) Litres	8.00	9.10
Working weight (A+B) Kg	21.50	24.40
White outputs: Watts $\Delta T=50k$	450	600
Chrome outputs: Watts $\Delta T=50k$	450	600

## ADDITIONAL INFORMATION

Material		Mild steel
Steel tube measurements		See dimensions table
Steel thickness	Upright	1.5mm
	Cross tubes	1.2mm
Maximum working pressure		2 bar/200 kPa
Testing pressure		12 bar/1200 kPa
Maximum working temperature		70°C
Configuration	1500 high	4 banks/30 tubes (4 + 8 + 8 + 10)
	1700 high	4 banks/34 tubes (4 + 10 + 10 + 10)

## TEMPERATURE

FACTORS FOR DIFFERENCES BETWEEN MEAN WATER TEMPERATURE AND ROOM TEMPERATURE IN °C AND °F OTHER THAN 50 °C (90 °F)

5 °C	0.050	10 °F	0.057
10 °C	0.123	20 °F	0.142
15 °C	0.209	30 °F	0.240
20 °C	0.304	40 °F	0.348
25 °C	0.406	50 °F	0.466
30 °C	0.515	60 °F	0.590
35 °C	0.629	70 °F	0.721
40 °C	0.748	80 °F	0.858
45 °C	0.872	90 °F	1.000
50 °C	1.000	100 °F	1.147
55 °C	1.132	110 °F	1.298
60 °C	1.267	120 °F	1.454
65 °C	1.406	130 °F	1.613
70 °C	1.549	140 °F	1.776

TO APPLY THE FACTORS SHOWN IN THE TABLE TO OUR QUOTED OUTPUTS. MULTIPLY THE QUOTED OUTPUT BY THE CHOSEN OPERATING FACTOR TO GIVE THE OUTPUT